


5245 m.

GRAN PREMIO D'ITALIA OAKLEY

Warm Up

Classification

25

		Rider	Nation	Team	Motorcycle	Time	Lap Total	Gap	Top Speed
1	30	Takaaki NAKAGAMI	JPN	LCR Honda IDEMITSU	HONDA	1'46.746	6 11		349.5
2	5	Johann ZARCO	FRA	Pramac Racing	DUCATI	1'46.832	5 10	0.086 0.086	358.8
3	33	Brad BINDER	RSA	Red Bull KTM Factory Racing	KTM	1'46.989	10 11	0.243 0.157	352.9
4	42	Alex RINS	SPA	Team SUZUKI ECSTAR	SUZUKI	1'46.994	6 10	0.248 0.005	349.5
5	12	Maverick VIÑALES	SPA	Monster Energy Yamaha MotoGP	YAMAHA	1'47.032	6 11	0.286 0.038	342.8
6	93	Marc MARQUEZ	SPA	Repsol Honda Team	HONDA	1'47.095	7 9	0.349 0.063	348.3
7	73	Alex MARQUEZ	SPA	LCR Honda CASTROL	HONDA	1'47.172	7 11	0.426 0.077	350.6
8	9	Danilo PETRUCCI	ITA	Tech 3 KTM Factory Racing	KTM	1'47.180	9 11	0.434 0.008	345.0
9	23	Enea BASTIANINI	ITA	Avintia Esponsorama	DUCATI	1'47.213	8 11	0.467 0.033	355.2
10	41	Aleix ESPARGARO	SPA	Aprilia Racing Team Gresini	APRILIA	1'47.216	5 6	0.470 0.003	349.5
11	20	Fabio QUARTARARO	FRA	Monster Energy Yamaha MotoGP	YAMAHA	1'47.224	6 11	0.478 0.008	348.3
12	63	Francesco BAGNAIA	ITA	Ducati Lenovo Team	DUCATI	1'47.353	5 9	0.607 0.129	355.2
13	36	Joan MIR	SPA	Team SUZUKI ECSTAR	SUZUKI	1'47.424	7 8	0.678 0.071	345.0
14	88	Miguel OLIVEIRA	POR	Red Bull KTM Factory Racing	KTM	1'47.557	7 7	0.811 0.133	351.7
15	51	Michele PIRRO	ITA	Pramac Racing	DUCATI	1'47.578	6 10	0.832 0.021	355.2
16	21	Franco MORBIDELLI	ITA	Petronas Yamaha SRT	YAMAHA	1'47.611	5 11	0.865 0.033	337.5
17	46	Valentino ROSSI	ITA	Petronas Yamaha SRT	YAMAHA	1'47.650	6 11	0.904 0.039	348.3
18	44	Poi ESPARGARO	SPA	Repsol Honda Team	HONDA	1'47.700	5 11	0.954 0.050	349.5
19	43	Jack MILLER	AUS	Ducati Lenovo Team	DUCATI	1'47.702	9 10	0.956 0.002	357.6
20	27	Iker LECUONA	SPA	Tech 3 KTM Factory Racing	KTM	1'47.785	5 11	1.039 0.083	349.5
21	10	Luca MARINI	ITA	SKY VR46 Avintia	DUCATI	1'48.629	11 11	1.883 0.844	346.1
22	32	Lorenzo SAVADORI	ITA	Aprilia Racing Team Gresini	APRILIA	1'49.060	6 11	2.314 0.431	345.0

Practice condition: **Dry**Air: **19°**Humidity: **41%**Ground: **27°**

Fastest Lap:	Lap: 6	Takaaki NAKAGAMI	1'46.746	176.8 Km/h
Best Race Lap:	2013	Marc MARQUEZ	1'47.639	175.4 Km/h
All Time Lap Record:	2021	Fabio QUARTARARO	1'45.187	179.5 Km/h

The results are provisional until the end of the limit for protest and appeals.

Time limit for protest expires 30' after publication of the results - Time:

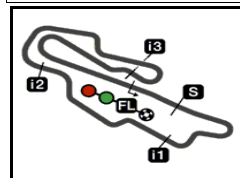
These data/results cannot be reproduced, stored and/or transmitted in whole or in part by any manner of electronic, mechanical, photocopying, recording, broadcasting or otherwise now known or herein after developed without the previous express consent by the copyright owner, except for reproduction in daily press and regular printed publications on sale to the public within 60 days of the event related to those data/results and always provided that copyright symbol appears together as follows below.

© DORNA, 2021

Official MotoGP Timing by TISSOT
www.motogp.com

Mugello, Sunday, May 30, 2021





5245 m.

GRAN PREMIO D'ITALIA OAKLEY

Warm Up

Top Speed & Average

26



Rider	Nation	Motorcycle	Top 5 speeds					Average	Top
5 Johann ZARCO	FRA	DUCATI	358.8	357.6	355.2	354.0	352.9	355.7	358.8
43 Jack MILLER	AUS	DUCATI	357.6	356.4	355.2	354.0	352.9	354.4	357.6
23 Enea BASTIANINI	ITA	DUCATI	355.2	352.9	352.9	351.7	351.7	352.7	355.2
51 Michele PIRRO	ITA	DUCATI	355.2	352.9	351.7	351.7	351.7	352.6	355.2
63 Francesco BAGNAIA	ITA	DUCATI	355.2	352.9	350.6	349.5	346.1	350.9	355.2
33 Brad BINDER	RSA	KTM	352.9	350.6	349.5	349.5	348.3	350.2	352.9
88 Miguel OLIVEIRA	POR	KTM	351.7	349.5	349.5	349.5	349.5	349.9	351.7
73 Alex MARQUEZ	SPA	HONDA	350.6	349.5	349.5	349.5	347.2	349.3	350.6
27 Iker LECUONA	SPA	KTM	349.5	348.3	348.3	348.3	347.2	348.3	349.5
30 Takaaki NAKAGAMI	JPN	HONDA	349.5	345.0	345.0	345.0	343.9	345.7	349.5
41 Aleix ESPARGARO	SPA	APRILIA	349.5	348.3	347.2	346.1	343.9	347.0	349.5
42 Alex RINS	SPA	SUZUKI	349.5	348.3	346.1	346.1	345.0	346.7	349.5
44 Pol ESPARGARO	SPA	HONDA	349.5	347.2	347.2	347.2	346.1	347.4	349.5
20 Fabio QUARTARARO	FRA	YAMAHA	348.3	348.3	346.1	346.1	346.1	347.0	348.3
46 Valentino ROSSI	ITA	YAMAHA	348.3	346.1	346.1	345.0	345.0	346.1	348.3
93 Marc MARQUEZ	SPA	HONDA	348.3	346.1	345.0	343.9	341.7	345.0	348.3
10 Luca MARINI	ITA	DUCATI	346.1	346.1	345.0	345.0	345.0	345.4	346.1
9 Danilo PETRUCCI	ITA	KTM	345.0	343.9	343.9	343.9	343.9	344.1	345.0
32 Lorenzo SAVADORI	ITA	APRILIA	345.0	343.9	343.9	342.8	342.8	343.7	345.0
36 Joan MIR	SPA	SUZUKI	345.0	345.0	343.9	341.7	338.5	342.8	345.0
12 Maverick VIÑALES	SPA	YAMAHA	342.8	342.8	341.7	341.7	341.7	342.0	342.8
21 Franco MORBIDELLI	ITA	YAMAHA	337.5	336.4	336.4	335.4	335.4	336.0	337.5

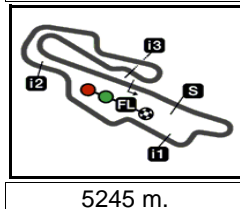
These data/results cannot be reproduced, stored and/or transmitted in whole or in part by any manner of electronic, mechanical, photocopying, recording, broadcasting or otherwise now known or herein after developed without the previous express consent by the copyright owner, except for reproduction in daily press and regular printed publications on sale to the public within 60 days of the event related to those data/results and always provided that copyright symbol appears together as follows below.

© DORNA, 2021

Official MotoGP Timing by TISSOT
www.motogp.com



Mugello, Sunday, May 30, 2021



5245 m.

GRAN PREMIO D'ITALIA OAKLEY

Warm Up

Chronological Analysis of Performances

27

* Lap / Sector time cancelled **T1** Time from finish line to 1st intermediate **T3** Time from 2nd intermed. to 3rd intermed.
P Crossing the finish line in pit lane **T2** Time from 1st intermed. to 2nd intermed. **T4** Time from 3rd intermediate to finish line
****** Tyre data subject to further updates

Lap	Lap Time	T1	T2	T3	T4	Speed	Lap	Lap Time	T1	T2	T3	T4	Speed
1st 30 Takaaki NAKAGAMI HONDA JPN													
LCR Honda IDEMITSU													
Runs=2 Total laps=11 Full laps=8													
Run # 1	<i>Front Tyre</i>	<i>Slick-Medium</i>		<i>Rear Tyre</i>	<i>Slick-Soft</i>								
11 Laps at start							5 Laps at start						
1	2'30.887	35.280	24.969	37.086	24.903	167.7	4	1'47.970	25.221	22.881	35.360	24.508	347.2
2	1'47.986	25.558	22.848	35.122	24.458	338.5	5	1'47.539	25.188	22.888	34.974	24.489	349.5
3	56.022 P	26.750				337.5	6	1'47.570	25.297	22.849	35.023	24.401	347.2
Run # 2													
<i>Front Tyre</i>							<i>Rear Tyre</i>						
7 Laps at start							4 Laps at start						
4	2'08.260	42.967	24.608	36.000	24.685	158.3	7	1'47.498	25.049	22.815	35.188	24.446	348.3
5	1'47.972	25.393	22.814	35.415	24.350	345.0	8	1'47.353	25.246	22.700	35.081	24.326	349.5
6	1'46.746	25.026	22.641	34.859	24.220	345.0	9	1'47.533	25.166	22.814	35.145	24.408	352.9
7	2'04.960	26.165	25.741	41.450	31.604	349.5	10	1'46.989	25.018	22.707	34.939	24.325	350.6
8	1'50.826	27.350	23.375	35.592	24.509	317.6	11	1'47.377	25.209	22.802	35.022	24.344	347.2
9	1'46.975	25.122	22.600	34.968	24.285	345.0							
10	1'47.065	25.155	22.706	34.965	24.239	343.9							
11	1'46.964	25.015	22.644	35.135	24.170	342.8							
2nd 5 Johann ZARCO DUCATI FRA													
Pramac Racing													
Runs=2 Total laps=10 Full laps=6													
Run # 1	<i>Front Tyre</i>	<i>Slick-Medium</i>		<i>Rear Tyre</i>	<i>Slick-Medium</i>								
7 Laps at start							New Tyre						
1	2'23.406	32.447	25.105	37.659	25.198	195.6							
2	1'49.681	25.876	23.434	35.735	24.636	351.7							
3	1'48.132 *	25.348	22.915	35.491*	24.378	355.2							
4	1'50.532	25.243	22.889	35.299	27.101	354.0							
5	1'46.832	25.124	22.649	34.994	24.065	357.6							
6	1'48.202	25.082	22.954	35.440	24.726	358.8							
7	59.046 P	29.748				351.7							
Run # 2													
<i>Front Tyre</i>							<i>Rear Tyre</i>						
14 Laps at start							7 Laps at start						
8	1'59.279	33.348	24.729	36.386	24.816	183.3							
9	1'48.312	25.138	22.984	35.916	24.274	351.7							
10	1'48.253	25.248	23.114	35.463	24.428	352.9							
3rd 33 Brad BINDER KTM RSA													
Red Bull KTM Factory Racing													
Runs=1 Total laps=11 Full laps=10													
Run # 1	<i>Front Tyre</i>	<i>Slick-Medium</i>		<i>Rear Tyre</i>	<i>Slick-Medium</i>								
New Tyre							New Tyre						
1	2'41.956	32.902	24.411	36.942	25.067	187.1							
2	1'58.467	26.043	23.219	43.261	25.944	339.6							
3	1'49.073	25.573	23.032	35.814	24.654	346.1							
4th 42 Alex RINS SUZUKI SPA													
Team SUZUKI ECSTAR													
Runs=2 Total laps=10 Full laps=8													
Run # 1	<i>Front Tyre</i>	<i>Slick-Soft</i>		<i>Rear Tyre</i>	<i>Slick-Medium</i>								
12 Laps at start							11 Laps at start						
1	2'17.965 P	31.880	25.109	37.753	30.656	208.8							
Run # 2													
<i>Front Tyre</i>							<i>Rear Tyre</i>						
6 Laps at start							New Tyre						
2	2'00.236 *	31.597	24.506	37.611*	26.522	210.9							
3	1'48.302	25.621	22.935	35.268	24.478	348.3							
4	1'47.736	25.171	23.097	34.985	24.483	345.0							
5	1'47.211	25.163	22.716	34.944	24.388	346.1							
6	1'46.994	25.116	22.641	34.985	24.252	345.0							
7	2'16.088	25.330	22.540	34.999	53.219	349.5							
8	1'53.852	28.491	24.406	36.007	24.948	326.2							
9	1'48.543	25.365	22.943	35.552	24.683	346.1							
10	1'47.277	25.166	22.705	35.111	24.295	342.8							
5th 12 Maverick VIÑALES YAMAHA SPA													
Monster Energy Yamaha MotoGP													
Runs=1 Total laps=11 Full laps=6													
Run # 1	<i>Front Tyre</i>	<i>Slick-Medium</i>		<i>Rear Tyre</i>	<i>Slick-Medium</i>								
7 Laps at start							New Tyre						
1	2'05.137	30.369	23.989	36.113	24.940	211.7							
2	1'48.342	25.441	22.839	35.367	24.695	341.7							
3	1'48.604 *	25.196	22.755	35.657*	24.996	341.7							
4	1'47.183 *	25.119	22.525*	35.080	24.459	340.6							
5	1'47.744	25.473	22.688	35.131	24.452	341.7							
6	1'47.032	25.017	22.634	35.028	24.353	341.7							
7	1'48.502	25.771	23.127	35.227	24.377	340.6							
8	1'47.044 *	25.049	22.588	34.994	24.413*	342.8							
9	1'47.094	24.969	22.540	35.178	24.407	341.7							
10	1'47.354 *	25.050	22.595	35.274*	24.435	342.8							
11	1'51.390	27.444	23.752	35.620	24.574	340.6							

Fastest Lap: Takaaki NAKAGAMI LCR Honda IDEMITS JPN **1'46.746** 25.026 22.641 34.859 24.220

These data/results cannot be reproduced, stored and/or transmitted in whole or in part by any manner of electronic, mechanical, photocopying, recording, broadcasting or otherwise now known or herein after developed without the previous express consent by the copyright owner, except for reproduction in daily press and regular printed publications on sale to the public within 60 days of the event related to those data/results and always provided that copyright symbol appears together as follows below.
 © DORNA, 2021



Warm Up

MotoGP

Lap	Lap Time	T1	T2	T3	T4	Speed	Lap	Lap Time	T1	T2	T3	T4	Speed	
6th	93	Marc MARQUEZ				HONDA	SPA	1	2'14.283	31.493	24.409	37.225	25.977	199.2
		Repsol Honda Team						2	1'52.122	26.453	23.877	36.444	25.348	343.9
		Runs=2		Total laps=9		Full laps=5		3	1'48.918 *	25.425	23.362	35.635*	24.496	349.5
Run #	1	Front Tyre	Slick-Medium	Rear Tyre	Slick-Medium			4	1'54.915	25.207	26.947	35.723	27.038	351.7
		New Tyre		New Tyre				5	1'47.830	25.276	23.001	35.168	24.385	352.9
1	2'14.126	30.213	24.772	37.762	26.210	211.3	6	1'51.631	25.124	22.894	35.629	27.984	351.7	
2	1'51.408	26.555	23.656	36.441	24.756	330.2	7	1'47.377	25.162	22.793	35.103	24.319	355.2	
3	1'49.614 *	26.024	22.998	35.960*	24.632	340.6	8	1'47.213	25.088	22.831	35.042	24.252	352.9	
4	1'52.711	25.293	25.473	35.624	26.321	345.0	9	1'54.487	28.352	23.866	36.605	25.664	351.7	
5	1'47.368	25.219	22.759	35.100	24.290	343.9	10	1'47.562	25.160	22.829	35.193	24.380	348.3	
6	1'53.231	25.853	27.365	35.585	24.428	341.7	11	1'51.000	25.135	22.778	37.996	25.091	348.3	
7	1'47.095	25.098	22.731	34.978	24.288	348.3								
8	2'06.695 P	25.103	22.665	50.031	28.896	346.1								
Run #	2	Front Tyre	Slick-Medium	Rear Tyre	Slick-Medium									
		8 Laps at start		8 Laps at start										
9	2'33.660 *	58.940	26.023	42.405*	26.292	213.8								
7th	73	Alex MARQUEZ				HONDA	SPA							
		LCR Honda CASTROL												
		Runs=1		Total laps=11		Full laps=8								
Run #	1	Front Tyre	Slick-Medium	Rear Tyre	Slick-Soft									
		2 Laps at start		2 Laps at start										
1	2'15.438	31.774	24.599	37.909	26.931	204.5								
2	1'53.070	25.743	23.532	37.586	26.209	343.9								
3	1'49.006 *	25.449	23.367*	35.777*	24.413	342.8								
4	1'51.806 *	25.374	23.849	35.503	27.080*	347.2								
5	1'47.896	25.232	23.095	35.343	24.226	349.5								
6	1'50.312	25.173	24.090	36.014	25.035	349.5								
7	1'47.172	25.143	22.759	35.098	24.172	350.6								
8	1'49.128	25.359	22.780	35.193	25.796	349.5								
9	1'50.395	26.550	23.078	36.169	24.598	343.9								
10	1'47.700	25.251	22.844	35.284	24.321	343.9								
11	1'47.600	25.287	22.798	35.147	24.368	343.9								
8th	9	Danilo PETRUCCI				KTM	ITA							
		Tech 3 KTM Factory Racing												
		Runs=1		Total laps=11		Full laps=9								
Run #	1	Front Tyre	Slick-Medium	Rear Tyre	Slick-Medium									
		New Tyre		New Tyre										
1	2'31.337	33.440	25.038	37.213	25.010	191.1								
2	1'48.081	25.410	22.857	35.260	24.554	343.9								
3	1'50.219 *	25.346	22.868	35.467*	26.538	343.9								
4	1'47.828	25.270	22.801	35.170	24.587	339.6								
5	1'47.695	25.216	22.821	35.187	24.471	341.7								
6	1'47.715	25.184	22.820	35.233	24.478	341.7								
7	2'01.585	25.269	24.720	39.497	32.099	341.7								
8	1'51.336	28.228	23.280	35.400	24.428	318.5								
9	1'47.180	25.066	22.710	35.033	24.371	345.0								
10	1'49.386	25.160	22.818	37.010	24.398	343.9								
11	1'47.469	25.187	22.859	35.081	24.342	343.9								
10th	41	Aleix ESPARGARO				APRILIA	SPA							
		Aprilia Racing Team Gresini												
		Runs=2		Total laps=7		Full laps=3								
Run #	1	Front Tyre	Slick-Medium	Rear Tyre	Slick-Medium									
		New Tyre		New Tyre										
1	2'17.309	30.514	23.991	35.848	26.371	211.7								
2	1'51.262	25.510	23.154	35.895	26.703	343.9								
3	1'48.580 *	25.559	23.051	35.562*	24.408	346.1								
4	1'51.553	25.212	23.902	35.480	26.959	347.2								
5	1'47.216	25.261	22.654	35.061	24.240	349.5								
6	52.079 P	25.352					348.3							
Run #	2	Front Tyre	Slick-Medium	Rear Tyre	Slick-Soft									
		6 Laps at start		4 Laps at start										
		PIT	40.688	31.103	44.023	1'02.744	187.8							
11th	20	Fabio QUARTARARO				YAMAHA	FRA							
		Monster Energy Yamaha MotoGP												
		Runs=1		Total laps=11		Full laps=9								
Run #	1	Front Tyre	Slick-Medium	Rear Tyre	Slick-Medium									
		7 Laps at start		14 Laps at start										
1	3'07.471	33.953	25.117	37.364	25.112	192.8								
2	1'49.074	25.730	23.245	35.525	24.574	345.0								
3	1'47.792	25.266	22.774	35.207	24.545	346.1								
4	1'47.642	25.254	22.798	35.178	24.412	345.0								
5	1'47.522	25.210	22.769	35.125	24.418	346.1								
6	1'47.224	25.090	22.680	35.074	24.380	345.0								
7	1'47.610	25.220	22.721	35.153	24.516	346.1								
8	1'47.550 *	25.187	22.745	35.216*	24.402	348.3								
9	1'57.785	30.288	25.764	37.121	24.612	348.3								
10	1'47.728	25.141	22.840	35.221	24.526	345.0								
11	1'47.253	25.143	22.761	35.047	24.302	343.9								
12th	63	Francesco BAGNAIA				DUCATI	ITA							
		Ducati Lenovo Team												
		Runs=2		Total laps=9		Full laps=5								
Run #	1	Front Tyre	Slick-Medium	Rear Tyre	Slick-Medium									
		7 Laps at start		New Tyre										
1	2'14.060	31.852	24.904	37.691	26.325	207.2								
2	1'51.411	26.492	23.694	36.423	24.802	328.2								
3	1'49.582 *	25.872	23.090	35.938*	24.682	339.6								
4	1'52.723	25.341	24.911	36.083	26.388	350.6								
5	1'47.353	25.185	22.748	35.091	24.329	349.5								
6	1'51.851	25.821	24.103	35.639	26.288	346.1								
7	1'47.596	25.252	22.837	35.080	24.427	355.2								

Fastest Lap: Takaaki NAKAGAMI LCR Honda IDEMITS JPN **1'46.746** 25.026 22.641 34.859 24.220

These data/results cannot be reproduced, stored and/or transmitted in whole or in part by any manner of electronic, mechanical, photocopying, recording, broadcasting or otherwise now known or herein after developed without the previous express consent by the copyright owner, except for reproduction in daily press and regular printed publications on sale to the public within 60 days of the event related to those data/results and always provided that copyright symbol appears together as follows below.
© DORNA, 2021

Official MotoGP Timing by TISSOT
www.motogp.com



Mugello, Sunday, May 30, 2021

Warm Up

MotoGP

Lap	Lap Time	T1	T2	T3	T4	Speed	Lap	Lap Time	T1	T2	T3	T4	Speed
8	1'49.258 P	25.130	22.867	35.180	26.081	352.9	16th 21	Franco MORBIDELLI Petronas Yamaha SRT	YAMAHA				ITA
Run # 2	Front Tyre Slick-Medium	Rear Tyre Slick-Medium	15 Laps at start		8 Laps at start				Runs=1	Total laps=11	Full laps=9		
9	1'53.452	30.520	23.156	35.362	24.414	210.9	Run # 1	Front Tyre Slick-Medium	Rear Tyre Slick-Medium	3 Laps at start		11 Laps at start	
13th 36	Joan MIR	SUZUKI			SPA								
Team SUZUKI ECSTAR		Runs=3	Total laps=8	Full laps=4									
Run # 1	Front Tyre Slick-Medium	Rear Tyre Slick-Soft	New Tyre		4 Laps at start								
1	2'18.580 P	31.828	24.418	36.818	29.638	203.3	Run # 2	Front Tyre Slick-Medium	Rear Tyre Slick-Soft	8 Laps at start		4 Laps at start	
2	7'34.564 P	31.841	23.706			197.8	Run # 3	Front Tyre Slick-Soft	Rear Tyre Slick-Soft	New Tyre		5 Laps at start	
3	1'57.600	32.328	23.950	36.265	25.057	201.4	3	1'57.600	32.328	23.950	36.265	25.057	201.4
4	1'49.179	25.741	23.221	35.508	24.709	338.5	4	1'49.179	25.741	23.221	35.508	24.709	338.5
5	1'47.695	25.258	22.840	35.031	24.566	341.7	5	1'47.695	25.258	22.840	35.031	24.566	341.7
6	1'47.266 *	25.106	22.783*	35.018	24.359	345.0	6	1'47.266 *	25.106	22.783*	35.018	24.359	345.0
7	1'47.424	25.082	22.703	35.236	24.403	345.0	7	1'47.424	25.082	22.703	35.236	24.403	345.0
8	1'47.699	25.185	22.745	35.220	24.549	343.9	8	1'47.699	25.185	22.745	35.220	24.549	343.9
14th 88	Miguel OLIVEIRA	KTM			POR								
Red Bull KTM Factory Racing		Runs=2	Total laps=7	Full laps=4									
Run # 1	Front Tyre Slick-Medium	Rear Tyre Slick-Medium	12 Laps at start		12 Laps at start								
1	2'36.846	33.141	25.209	37.541	25.374	208.4	Run # 2	Front Tyre Slick-Medium	Rear Tyre Slick-Medium	7 Laps at start		13 Laps at start	
2	8'34.950 P	26.328	23.809			349.5	3	1'59.048	32.788	24.426	36.760	25.074	211.3
3	1'59.048	32.788	24.426	36.760	25.074	211.3	4	1'48.782	25.584	23.101	35.566	24.531	349.5
4	1'48.782	25.584	23.101	35.566	24.531	349.5	5	1'48.017	25.231	22.949	35.328	24.509	349.5
5	1'48.017	25.231	22.949	35.328	24.509	349.5	6	1'47.678	25.263	22.843	35.282	24.290	351.7
6	1'47.678	25.263	22.843	35.282	24.290	351.7	7	1'47.557	25.069	22.907	35.199	24.382	349.5
7	1'47.557	25.069	22.907	35.199	24.382	349.5							
15th 51	Michele PIRRO	DUCATI			ITA								
Pramac Racing		Runs=2	Total laps=10	Full laps=8									
Run # 1	Front Tyre Slick-Medium	Rear Tyre Slick-Soft	6 Laps at start		3 Laps at start								
1	2'58.730 P	35.736	25.299	38.195	29.920	129.8	Run # 2	Front Tyre Slick-Medium	Rear Tyre Slick-Soft	7 Laps at start		4 Laps at start	
2	2'00.346 *	31.843	24.476	37.558*	26.469	222.2	2	2'00.346 *	31.843	24.476	37.558*	26.469	222.2
3	1'48.391	25.783	22.994	35.316	24.298	341.7	3	1'48.391	25.783	22.994	35.316	24.298	341.7
4	1'47.655	25.287	22.983	35.147	24.238	355.2	4	1'47.655	25.287	22.983	35.147	24.238	355.2
5	1'47.804	25.365	22.832	35.263	24.344	336.4	5	1'47.804	25.365	22.832	35.263	24.344	336.4
6	1'47.578	25.198	22.750	35.309	24.321	352.9	6	1'47.578	25.198	22.750	35.309	24.321	352.9
7	1'51.228	26.519	23.692	36.137	24.880	351.7	7	1'51.228	26.519	23.692	36.137	24.880	351.7
8	1'50.131	25.684	23.354	36.209	24.884	351.7	8	1'50.131	25.684	23.354	36.209	24.884	351.7
9	1'48.649	25.375	23.024	35.599	24.651	351.7	9	1'48.649	25.375	23.024	35.599	24.651	351.7
10	1'48.345	25.340	22.874	35.555	24.576	350.6	10	1'48.345	25.340	22.874	35.555	24.576	350.6
16th 46	Valentino ROSSI	YAMAHA			ITA								
Petronas Yamaha SRT		Runs=1	Total laps=11	Full laps=9									
Run # 1	Front Tyre Slick-Medium	Rear Tyre Slick-Medium	7 Laps at start		New Tyre								
1	2'41.513	32.430	25.168	40.078	27.374	196.3	Run # 2	Front Tyre Slick-Medium	Rear Tyre Slick-Medium	7 Laps at start		New Tyre	
2	1'58.092	27.869	23.865	40.067	26.291	326.2	2	1'58.092	27.869	23.865	40.067	26.291	326.2
3	1'52.683 *	28.468	23.502	35.886*	24.827	339.6	3	1'52.683 *	28.468	23.502	35.886*	24.827	339.6
4	1'47.847	25.245	22.916	35.135	24.551	345.0	4	1'47.847	25.245	22.916	35.135	24.551	345.0
5	1'48.181	25.441	22.994	35.132	24.614	346.1	5	1'48.181	25.441	22.994	35.132	24.614	346.1
6	1'47.650	25.184	22.756	35.170	24.540	343.9	6	1'47.650	25.184	22.756	35.170	24.540	343.9
7	1'53.781	26.484	23.684	38.872	24.741	345.0	7	1'53.781	26.484	23.684	38.872	24.741	345.0
8	1'47.945	25.092	22.839	35.418	24.596	348.3	8	1'47.945	25.092	22.839	35.418	24.596	348.3
9	1'52.891	25.244	22.903	40.037	24.707	342.8	9	1'52.891	25.244	22.903	40.037	24.707	342.8
10	1'48.064	25.177	23.004	35.221	24.662	346.1	10	1'48.064	25.177	23.004	35.221	24.662	346.1
11	1'51.918	25.256	22.808	38.985	24.869	342.8	11	1'51.918	25.256	22.808	38.985	24.869	342.8
17th 44	Poi ESPARGARO	HONDA			SPA								
Repsol Honda Team		Runs=2	Total laps=11	Full laps=6									
Run # 1	Front Tyre Slick-Medium	Rear Tyre Slick-Soft	3 Laps at start										
1	2'14.576	31.735	24.358	36.719	25.297	206.5	Run # 2	Front Tyre Slick-Medium	Rear Tyre Slick-Medium	7 Laps at start		New Tyre	
2	1'51.018	26.259	23.662	36.462	24.635	342.8	8	1'58.885	31.163	25.398	36.535	25.789	208.4
3	1'50.510 *	27.233	23.194	35.574*	24.509	346.1	9	1'52.830 *	25.443	26.763	35.881	24.743*	342.8
4	1'52.903	25.445	25.859	36.104	25.495	349.5	10	1'48.111	25.305	22.908	35.370	24.528	341.7
5	1'47.700	25.255	22.911	35.310	24.224	347.2	11	1'54.296	25.403	28.167	36.089	24.637	339.6
6	1'51.186	25.215	23.720	35.769	26.482	347.2							
7	52.267 P	25.421			347.2								

Fastest Lap: Takaaki NAKAGAMI LCR Honda IDEMITS JPN **1'46.746** 25.026 22.641 34.859 24.220

These data/results cannot be reproduced, stored and/or transmitted in whole or in part by any manner of electronic, mechanical, photocopying, recording, broadcasting or otherwise now known or herein after developed without the previous express consent by the copyright owner, except for reproduction in daily press and regular printed publications on sale to the public within 60 days of the event related to those data/results and always provided that copyright symbol appears together as follows below.
© DORNA, 2021

Official MotoGP Timing by TISSOT
www.motogp.com

Mugello, Sunday, May 30, 2021

Page 3 of 4



Warm Up

MotoGP

Lap	Lap Time	T1	T2	T3	T4	Speed	Lap	Lap Time	T1	T2	T3	T4	Speed	
19th	43	Jack MILLER				DUCATI	AUS	Run # 1	<i>Front Tyre</i>	<i>Slick-Medium</i>	<i>Rear Tyre</i>	<i>Slick-Medium</i>		
		Ducati Lenovo Team							7 Laps at start				14 Laps at start	
		Runs=1	Total laps=11	Full laps=8										
Run # 1	<i>Front Tyre</i>	<i>Slick-Medium</i>	<i>Rear Tyre</i>	<i>Slick-Medium</i>										
		5 Laps at start				16 Laps at start								
1	2'55.952	35.065	24.827	37.367	25.610	181.2	1	2'31.632	31.871	24.781	37.262	25.022	207.2	
2	1'51.363	25.889	24.150	36.490	24.834	350.6	2	1'50.044	25.748	23.075	36.231	24.990	345.0	
3	1'48.873 *	25.455	23.161	35.759*	24.498	352.9	3	1'56.085 *	30.085	24.652	36.460*	24.888	343.9	
4	1'48.522	25.344	22.908	35.695	24.575	352.9	4	1'49.145	25.595	23.046	35.691	24.813	341.7	
5	1'48.072	25.176	22.879	35.579	24.438	355.2	5	1'49.289	25.367	23.183	35.687	25.052	343.9	
6	1'48.220	25.105	22.956	35.598	24.561	352.9	6	1'49.060	25.497	23.105	35.772	24.686	341.7	
7	1'48.331	25.170	22.907	35.693	24.561	354.0	7	54.896 P	26.991				342.8	
8	1'53.921	25.273	22.894	41.058	24.696	352.9	Run # 2	<i>Front Tyre</i>	<i>Slick-Medium</i>	<i>Rear Tyre</i>	<i>Slick-Medium</i>			
9	1'47.702	25.058	22.826	35.485	24.333	356.4		6 Laps at start				New Tyre		
10	1'53.222	25.302	23.872	38.160	25.888	357.6	8	2'08.057	40.149	24.759	36.974	26.175	164.6	
	PIT	26.698				351.7	9	1'48.654 *	25.520	23.013	35.447*	24.674	340.6	
							10	55.713 P	27.478				342.8	
							Run # 3	<i>Front Tyre</i>	<i>Slick-Medium</i>	<i>Rear Tyre</i>	<i>Slick-Medium</i>			
								14 Laps at start				21 Laps at start		
							11	1'59.277	32.435	24.402	37.062	25.378	201.4	

20th	27	Iker LECUONA				KTM	SPA
		Tech 3 KTM Factory Racing					
		Runs=1	Total laps=11	Full laps=8			
Run # 1	<i>Front Tyre</i>	<i>Slick-Medium</i>	<i>Rear Tyre</i>	<i>Slick-Medium</i>			
		New Tyre				New Tyre	
1	2'23.575	31.775	25.126	37.711	25.171	206.1	
2	1'49.755	25.833	23.419	35.868	24.635	348.3	
3	1'49.674 *	26.217	23.013	35.888*	24.556	348.3	
4	1'48.687	25.601	23.049	35.558	24.479	342.8	
5	1'47.785	25.457	22.868	35.114	24.346	347.2	
6	1'48.128	25.472	22.811	35.283	24.562	343.9	
7	1'47.962	25.416	22.727	35.270	24.549	345.0	
8	1'56.336	25.425	22.819	40.776	27.316	343.9	
9	1'50.840 *	25.527	22.990*	37.553	24.770	340.6	
10	1'48.531	25.458	23.000	35.532	24.541	348.3	
11	1'47.953	25.310	22.864	35.338	24.441	349.5	

21st	10	Luca MARINI				DUCATI	ITA
		SKY VR46 Avintia					
		Runs=2	Total laps=11	Full laps=7			
Run # 1	<i>Front Tyre</i>	<i>Slick-Medium</i>	<i>Rear Tyre</i>	<i>Slick-Medium</i>			
		8 Laps at start				11 Laps at start	
1	2'14.009	32.647	25.727	38.228	25.874	200.7	
2	1'51.434	26.312	23.813	36.327	24.982	341.7	
3	1'50.278 *	26.303	23.370	35.877*	24.728	336.4	
4	56.203 P	28.510				343.9	
Run # 2	<i>Front Tyre</i>	<i>Slick-Medium</i>	<i>Rear Tyre</i>	<i>Slick-Medium</i>			
		6 Laps at start				10 Laps at start	
5	1'58.709	32.141	24.793	36.643	25.132	163.1	
6	1'50.300	25.851	23.683	35.732	25.034	343.9	
7	1'49.456	25.660	23.224	35.827	24.745	345.0	
8	1'49.385	25.519	23.208	35.671	24.987	346.1	
9	1'49.036	25.516	23.204	35.520	24.796	345.0	
10	1'48.784	25.405	23.228	35.561	24.590	346.1	
11	1'48.629	25.321	23.135	35.503	24.670	345.0	

22nd	32	Lorenzo SAVADORI				APRILIA	ITA
		Aprilia Racing Team Gresini					
		Runs=3	Total laps=11	Full laps=4			

Fastest Lap:	Takaaki NAKAGAMI	LCR Honda IDEMITS	JPN	1'46.746	25.026	22.641	34.859	24.220
---------------------	------------------	-------------------	-----	-----------------	--------	--------	--------	--------

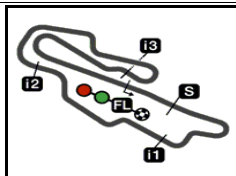
These data/results cannot be reproduced, stored and/or transmitted in whole or in part by any manner of electronic, mechanical, photocopying, recording, broadcasting or otherwise now known or herein after developed without the previous express consent by the copyright owner, except for reproduction in daily press and regular printed publications on sale to the public within 60 days of the event related to those data/results and always provided that copyright symbol appears together as follows below.
© DORNA, 2021

Official MotoGP Timing by TISSOT
www.motogp.com

Mugello, Sunday, May 30, 2021

Page 4 of 4





GRAN PREMIO D'ITALIA OAKLEY
Official Starting Grid

5245 m.

Race : 23 laps = 120.635 km

28



1	3 1'45.432 5 Johann ZARCO Ducati	2 1'45.417 63 Francesco BAGNAIA Ducati	1 1'45.187 20 Fabio QUARTARARO Yamaha
2	6 1'45.743 33 Brad BINDER KTM	5 1'45.598 43 Jack MILLER Ducati	4 1'45.538 41 Aleix ESPARGARO Aprilia
3	9 1'46.076 36 Joan MIR Suzuki	8 1'45.996 42 Alex RINS Suzuki	7 1'45.745 88 Miguel OLIVEIRA KTM
4	12 1'46.393 44 Pol ESPARGARO Honda	11 1'46.125 93 Marc MARQUEZ Honda	10 1'46.084 21 Franco MORBIDELLI Yamaha
5	15 1'46.195 30 Takaaki NAKAGAMI Honda	14 1'46.129 23 Enea BASTIANINI Ducati	13 1'46.045 12 Maverick VIÑALES Yamaha
6	18 1'46.548 9 Danilo PETRUCCI KTM	17 1'46.481 10 Luca MARINI Ducati	16 1'46.302 51 Michele PIRRO Ducati
7	21 1'47.146 32 Lorenzo SAVADORI Aprilia	20 1'47.084 27 Iker LECUONA KTM	19 1'46.770 46 Valentino ROSSI Yamaha
8			22 1'47.216 73 Alex MARQUEZ Honda

The results are provisional until the end of the limit for protest and appeals and until the ratification of the Event Management Committee.

Time limit for protest expires 60' at the latest after publication of the results - Time:

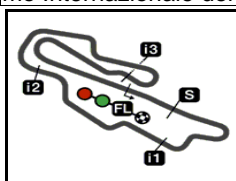
These data/results cannot be reproduced, stored and/or transmitted in whole or in part by any manner of electronic, mechanical, photocopying, recording, broadcasting or otherwise now known or herein after developed without the previous express consent by the copyright owner, except for reproduction in daily press and regular printed publications on sale to the public within 60 days of the event related to those data/results and always provided that copyright symbol appears together as follows below.

© DORNA, 2021

Official MotoGP Timing by TISSOT
www.motogp.com

Mugello, Sunday, May 30, 2021





5245 m.

GRAN PREMIO D'ITALIA OAKLEY

Warm Up

Best Partial Times

MotoGP™

IT Ideal Lap Time, sum of the best partial times*BT* Best Lap Time

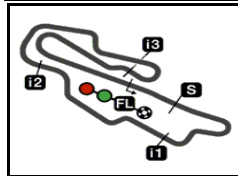
<i>T1</i>		<i>T2</i>		<i>T3</i>		<i>T4</i>				<i>IT</i>	<i>BT</i>	
<i>Pos</i>	<i>Rider</i>	<i>Time</i>	<i>Rider</i>	<i>Time</i>	<i>Rider</i>	<i>Time</i>	<i>Rider</i>	<i>Time</i>	<i>Pos</i>	<i>Rider</i>	<i>IT</i>	<i>BT</i>
1	M.VIÑALES	24.969	M.VIÑALES	22.540	T.NAKAGAMI	34.859	J.ZARCO	24.065	1	T.NAKAGAMI	1'46.644	1'46.746 (1)
2	T.NAKAGAMI	25.015	A.RINS	22.540	B.BINDER	34.939	T.NAKAGAMI	24.170	2	J.ZARCO	1'46.790	1'46.832 (2)
3	B.BINDER	25.018	T.NAKAGAMI	22.600	A.RINS	34.944	A.MARQUEZ	24.172	3	A.RINS	1'46.852	1'46.994 (4)
4	J.MILLER	25.058	J.ZARCO	22.649	M.MARQUEZ	34.978	P.ESPARGARO	24.224	4	M.VIÑALES	1'46.856	1'47.032 (5)
5	D.PETRUCCI	25.066	A.ESPARGARO	22.654	J.ZARCO	34.994	M.PIRRO	24.238	5	B.BINDER	1'46.982	1'46.989 (3)
6	M.OLIVEIRA	25.069	M.MARQUEZ	22.665	M.VIÑALES	34.994	A.ESPARGARO	24.240	6	M.MARQUEZ	1'47.029	1'47.095 (6)
7	J.ZARCO	25.082	F.QUARTARARO	22.680	J.MIR	35.018	E.BASTIANINI	24.252	7	F.QUARTARAR	1'47.119	1'47.224 (11)
8	J.MIR	25.082	B.BINDER	22.700	D.PETRUCCI	35.033	A.RINS	24.252	8	D.PETRUCCI	1'47.151	1'47.180 (8)
9	E.BASTIANINI	25.088	J.MIR	22.703	E.BASTIANINI	35.042	M.MARQUEZ	24.288	9	E.BASTIANINI	1'47.160	1'47.213 (9)
10	F.QUARTARARO	25.090	D.PETRUCCI	22.710	F.QUARTARARO	35.047	M.OLIVEIRA	24.290	10	J.MIR	1'47.162	1'47.424 (13)
11	V.ROSSI	25.092	I.LECUONA	22.727	A.ESPARGARO	35.061	F.QUARTARARO	24.302	11	A.ESPARGAR	1'47.167	1'47.216 (10)
12	M.MARQUEZ	25.098	F.MORBIDELLI	22.728	F.BAGNAIA	35.080	B.BINDER	24.325	12	A.MARQUEZ	1'47.172	1'47.172 (7)
13	A.RINS	25.116	F.BAGNAIA	22.748	A.MARQUEZ	35.098	F.BAGNAIA	24.329	13	F.BAGNAIA	1'47.287	1'47.353 (12)
14	F.BAGNAIA	25.130	M.PIRRO	22.750	I.LECUONA	35.114	J.MILLER	24.333	14	M.PIRRO	1'47.333	1'47.578 (15)
15	A.MARQUEZ	25.143	V.ROSSI	22.756	F.MORBIDELLI	35.124	D.PETRUCCI	24.342	15	M.OLIVEIRA	1'47.401	1'47.557 (14)
16	M.PIRRO	25.198	A.MARQUEZ	22.759	V.ROSSI	35.132	I.LECUONA	24.346	16	I.LECUONA	1'47.497	1'47.785 (20)
17	A.ESPARGARO	25.212	E.BASTIANINI	22.778	M.PIRRO	35.147	M.VIÑALES	24.353	17	V.ROSSI	1'47.520	1'47.650 (17)
18	P.ESPARGARO	25.215	J.MILLER	22.826	M.OLIVEIRA	35.199	J.MIR	24.359	18	F.MORBIDELLI	1'47.605	1'47.611 (16)
19	I.LECUONA	25.310	M.OLIVEIRA	22.843	P.ESPARGARO	35.310	F.MORBIDELLI	24.427	19	P.ESPARGAR	1'47.657	1'47.700 (18)
20	L.MARINI	25.321	P.ESPARGARO	22.908	J.MILLER	35.485	V.ROSSI	24.540	20	J.MILLER	1'47.702	1'47.702 (19)
21	F.MORBIDELLI	25.326	L.SAVADORI	23.013	L.MARINI	35.503	L.MARINI	24.590	21	L.MARINI	1'48.549	1'48.629 (21)
22	L.SAVADORI	25.367	L.MARINI	23.135	L.SAVADORI	35.687	L.SAVADORI	24.674	22	L.SAVADORI	1'48.741	1'49.060 (22)

These data/results cannot be reproduced, stored and/or transmitted in whole or in part by any manner of electronic, mechanical, photocopying, recording, broadcasting or otherwise now known or herein after developed without the previous express consent by the copyright owner, except for reproduction in daily press and regular printed publications on sale to the public within 60 days of the event related to those data/results and always provided that copyright symbol appears together as follows below.

© DORNA, 2021

Official MotoGP Timing by TISSOT
www.motogp.com





5245 m.

GRAN PREMIO D'ITALIA OAKLEY**Warm Up****Fastest Laps Sequence**

<i>Practice Time</i>	 <i>Rider</i>	<i>Nation</i>	<i>Motorcycle</i>	<i>Time</i>	<i>Km/h</i>	<i>Rider's Lap</i>
3'53.479	12 Maverick VIÑALES	SPA	YAMAHA	1'48.342	174.2	2
4'18.873	30 Takaaki NAKAGAMI	JPN	HONDA	1'47.986	174.8	2
6'44.337	20 Fabio QUARTARARO	FRA	YAMAHA	1'47.792	175.1	3
8'31.979	20 Fabio QUARTARARO	FRA	YAMAHA	1'47.642	175.4	4
9'35.129	63 Francesco BAGNAIA	ITA	DUCATI	1'47.353	175.8	5
9'35.920	41 Aleix ESPARGARO	SPA	APRILIA	1'47.216	176.1	5
9'38.583	5 Johann ZARCO	FRA	DUCATI	1'46.832	176.7	5
11'29.361	30 Takaaki NAKAGAMI	JPN	HONDA	1'46.746	176.8	6

These data/results cannot be reproduced, stored and/or transmitted in whole or in part by any manner of electronic, mechanical, photocopying, recording, broadcasting or otherwise now known or herein after developed without the previous express consent by the copyright owner, except for reproduction in daily press and regular printed publications on sale to the public within 60 days of the event related to those data/results and always provided that copyright symbol appears together as follows below.

© DORNA, 2021

Official MotoGP Timing by **TISSOT**
www.motogp.com

Mugello, Sunday, May 30, 2021